

# PHILIPS

## Xitanium

### LED driver



## Datasheet

### LED drivers – mini and extreme small

Xitanium 43W/m 0.7-1.2A 54V 230V

9290 014 86106

#### Enabling future-proof LED technology

Xitanium LED drivers are designed to operate LED solutions for general lighting applications. Reliability is enhanced by features that protect the connected LED module, e.g. hot wiring, reduced ripple current and thermal derating. Most drivers feature central DC operation. In the coming years LEDs will continue to increase in efficiency, creating challenges for OEMs. With Xitanium LED drivers, flexibility in luminaire design is assured thanks to an adjustable output current. Application-oriented operating windows offer stable lumen output and light quality levels that specifiers and architects demand. The adjustable output current also enables operation of various LED PCB solutions from different manufacturers.

#### Benefits

- High reliability underpinned by 5 year warranty
- Future-proof flexibility - application-oriented operating windows enable LED generation and complexity management
- Compatibility - can also be used for other manufacturers' modules or OEMs' own PCB designs

#### Features

- Operating windows - Output current can be adjusted via the Philips MultiOne configurator ('TD' drivers) or with a resistor outside the driver
- Multiple versions - DALI dimmable & programmable, trailing-edge dimmable, fixed-current/fixed-output trailing-edge dimmable, fixed-output, and fixed-current/fixed-output
- Wide range of power ratings
- Choice of housing designs -linear housing for tracks in '3 in 1' in design, conventional HID housings for down and Spotlighting and WH housing for independent use with strain relief and loop through

#### Application

- Retail

## Electrical input data

Specification item	Value	Unit	Condition
Rated input voltage range	220...240	V <sub>ac</sub>	Performance range
Rated input voltage	230	V <sub>ac</sub>	
Rated input frequency range	50...60	Hz	Performance range
Rated input current	0.23	A	@ rated output power @ rated input voltage
Max. input current	0.25	A	@ rated output power @ minimum performance input voltage
Rated input power	50	W	@ rated output power @ rated input voltage
Power factor	0.9		@ rated output power @ rated input voltage
Total harmonic distortion	20	%	@ rated output power @ rated input voltage
Efficiency	88.2	%	@ rated output power @ rated input voltage @ max. I <sub>out</sub>
Rated input voltage DC range	186...250	V <sub>dc</sub>	Performance range
Rated input current DC range	0.27...0.19	A <sub>dc</sub>	Performance range
Input voltage AC range	198...264	V <sub>ac</sub>	Operational range
Input frequency AC range	45...66	Hz	Operational range
Input voltage DC range	168...275	V <sub>dc</sub>	Operational range
Isolation input to output	SELV		

## Electrical output data

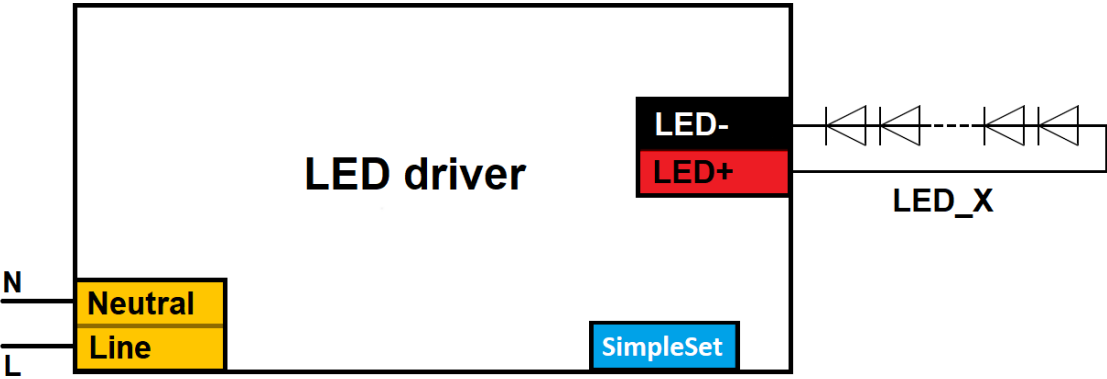
Specification item	Value	Unit	Condition
Regulation method	Constant Current		
Output voltage	24...54	V <sub>dc</sub>	
Output voltage max.	60	V	Maximum output voltage (rms)
Output current	0.7...1.2	A	
Output current tolerance ±	5	%	
Output current ripple LF	≤ 4	%	Ripple = peak / average, < 3kHz
Output current ripple HF	≤ 0.5	%	
Output P <sub>st</sub> <sup>LM</sup>	≤ 0.03		
Output SVM	≤ 0.07		
Output power	17...43	W	

## Electrical data controls input

Specification item	Value	Unit	Condition
Control method	Fixed		

Wiring and Connections

Specification item	Value	Unit	Type
Input wire cross-section	0.5...1.5	mm² / AWG	solid / stranded wire
Input wire strip length	8.5...9.5	mm	
Output wire cross-section	0.5...1.5	mm² / AWG	solid / stranded wire
Output wire strip length	8.5...9.5	mm	
Maximum cable length	0.6	m	Total length of wiring including LED module, one way

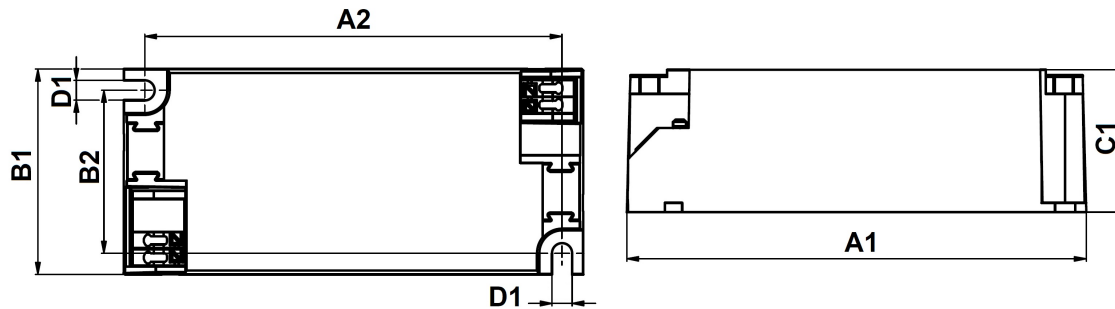


Insulation

Insulation per IEC61347-1	Mains	LED
Mains		SELV
LED	SELV	

## Dimensions and weight

Specification item	Value	Unit	Tolerance (mm)
Length (A1)	97.2	mm	
Mounting hole distance (A2)	88.5	mm	
Width (B1)	43	mm	
Width (B2)	34	mm	
Height (C1)	30	mm	
Mounting hole diameter (D1)	4.2	mm	
Weight	115	gram	



## Logistical data

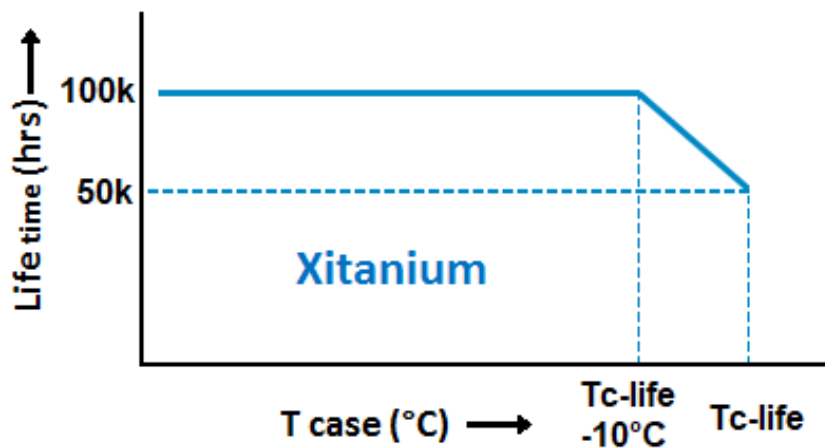
Specification item	Value
Product name	Xitanium 43W/m 0.7-1.2A 54V 230V
EOC	871869964978400
Logistic code 12NC	9290 014 86106
EAN1 (GTIN)	8718699649784
EAN3 (box)	8718699649791
Pieces per box	20
Strain Relief 12NCccc	929001461680 / For China use: 929001461880

## Operational temperatures and humidity

Specification item	Value	Unit	Condition
Ambient temperature	-20...+45	°C	Higher ambient temperature allowed as long as Tcase-max is not exceeded
Tcase-max	90	°C	Maximum temperature measured at T <sub>case</sub> -point
Tcase-life	85	°C	Measured at T <sub>case</sub> -point
Maximum housing temperature	110	°C	In case of a failure, inherent by design
Relative humidity	10...90	%	Non-condensing

## Lifetime

Specification item	Value	Unit	Condition
Driver lifetime	50,000	hours	Measured temperature at Tcase-point is Tcase-life. Maximum failures = 10%



## Storage temperature and humidity

Specification item	Value	Unit	Condition
Ambient temperature	-25...+85	°C	
Relative humidity	5...95	%	Non-condensing

## Programmable features

Specification item	Available	Default setting	Condition
Set Adjustable Output Current (AOC)	SimpleSet	700 mA	
DC emergency (DCemDim)	No		
OEM Write Protection (OWP)	Yes	OFF	
Luminaire Info (DALI part 251)	Yes	—	

## Features

Specification item	Value		Condition
Open load protection	Yes		Automatic recovering
Short circuit protection	Yes		Automatic recovering
Over power protection	Yes		Automatic recovering
Hot wiring	No		
Suitable for fixtures with protection class	II		per IEC60598

## Inrush current

Specification item	Value	Unit	Condition
Inrush current	8.9	A	Input voltage 230V
Inrush peak width	61	μs	Input voltage 230 V, measured at 50% height
Drivers / MCB 16A type B	≤ 24	pcs	Indicative value



Please refer to the driver design in guide if you use other MCB-types.

## Driver touch current / protective conductor current

Specification item	Value	Unit	Condition
Typical Touch Current (ins. Class II)	0.7	mA peak	Acc. IEC61347-1. LED module contribution not included

## Surge immunity

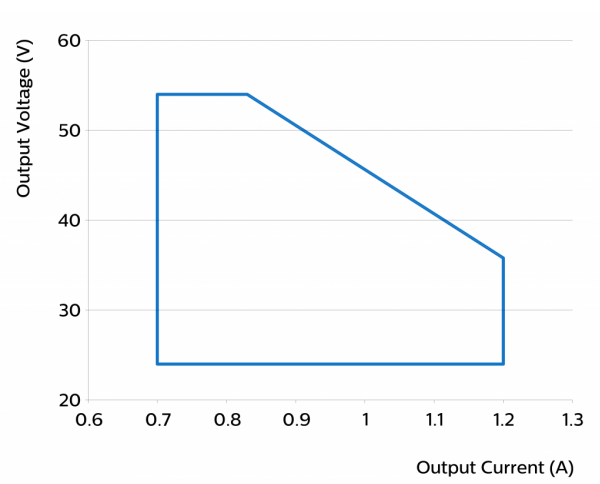
Specification item	Value	Unit	Condition
Mains surge immunity (diff. mode)	1	kV	Acc. IEC61000-4-5. 2 Ohm, 1.2/50us, 8/20us
Mains surge immunity (comm. mode)	2	kV	Acc. IEC61000-4-5. 12 Ohm, 1.2/50us, 8/20us

## Application Info

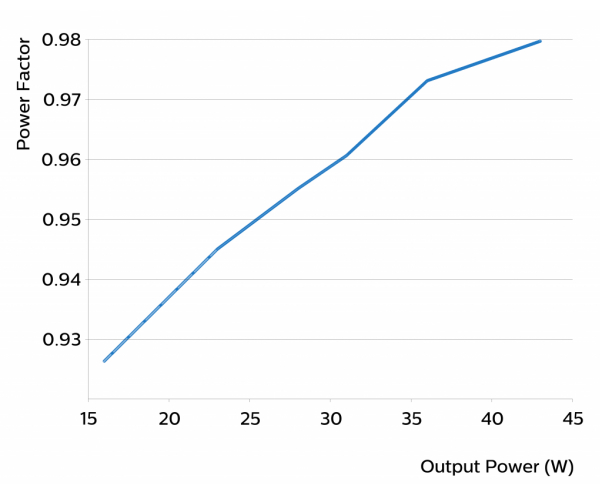
Specification item	Value
Approval marks	CCC / CE / EL / ENEC / SELV
Ingress Protection classification (IP)	20
Application	Indoor Point
Mounting Type	Built-in / Independent

Graphs

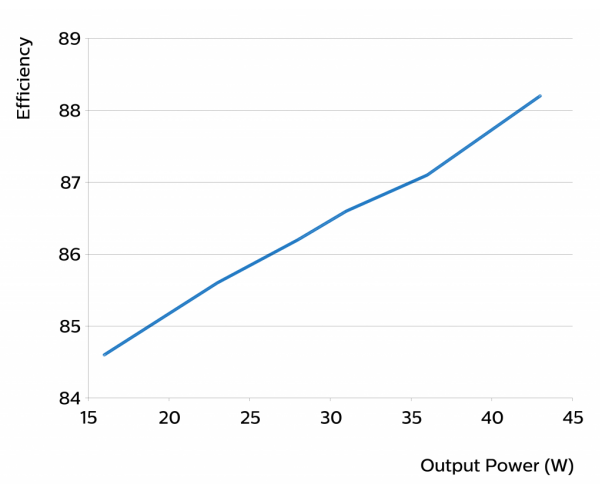
Operating window



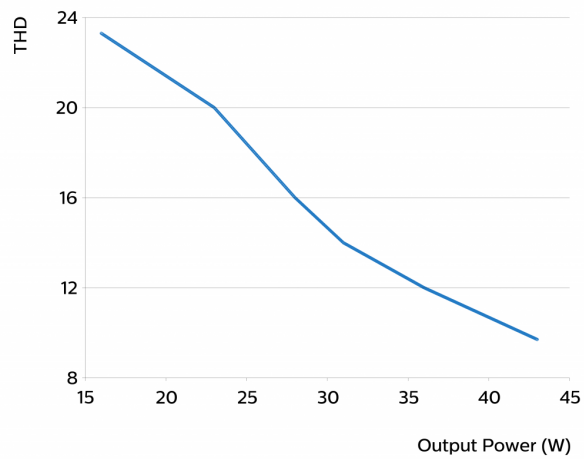
Power factor versus output power



Efficiency versus output power



## THD versus output power



©2021 Signify Holding, IBRS 10461, 5600 VB, NL. All rights reserved.  
UK importer address: Signify Commercial UK Limited, 3, Guildford Business Park, GU2 8XG.

The information provided herein is subject to change without notice. Signify does not give any representation or warranty as to the accuracy or completeness of the information included herein and shall not be liable for any action in reliance thereon. The information presented in this document is not intended as any commercial offer and does not form part of any quotation or contract, unless otherwise agreed by Signify.

Philips and the Philips Shield Emblem are registered trademarks of Koninklijke Philips N.V. All other trademarks are owned by Signify Holding or their respective owners.

Date of release: August 24, 2021 v3

[www.philips.com/oem](http://www.philips.com/oem)