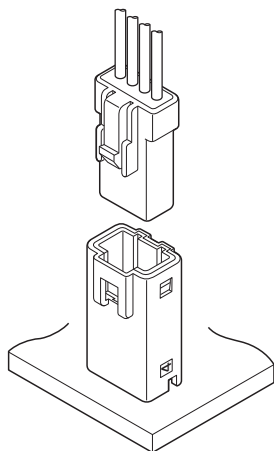




JWPF CONNECTOR

2.0 mm pitch/Wire-to-Board connectors (Waterproof type)/Crimp style and Mating style



This is a 2.0 mm pitch wire-to-board connector with water ingress protection with an IPX7 rating per IEC 60529 (grade 7 per JIS C 0920), suitable for use for the place of which waterproof is required.

- Water ingress protection with an IPX7 rating per IEC 60529 (grade 7 per JIS C 0920)
- Pre-installed seal ring
- A method of plugging by seal rubber plate in bulk
- Double-spring construction
- Housing lance
- Inner lock mechanism
- Suitable for potting process
- Receptacle is used in common with wire-to-wire connectors.

■ Standards

TM : Recognized E 60389

■ Specifications

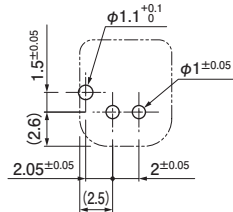
- Current rating: 3 A AC/DC (AWG #22)
- Voltage rating: 100 V AC/DC
- Temperature range: -55°C to +85°C
(including temperature rise in applying electrical current)
- Contact resistance:
 - Initial value/ 10 mΩ max.
 - After environmental tests/ 15 mΩ max.
- Insulation resistance: 1,000 MΩ min.
- Withstanding voltage:
 - There shall be no breakdown or flashover while applying 1,000 VAC for one minute.
- Applicable wire range:
 - Conductor size/ AWG #26 to AWG #22
 - Insulation O.D./ φ 1.4 mm to φ 1.7 mm
- Water ingress protection with an IPX7 rating per IEC 60529 (grade 7 per JIS C 0920)
- Applicable PC board thickness: 1.6 mm
- * In using the products, refer to "Handling Precautions for Terminals and Connectors" described on our website (Technical documents of Product information page).
- * It does not comply with the Electrical Appliance and Material Safety Law. (Applicable only in Japan)
- * RoHS2 Compliance
- * Dimensional unit: mm
- * Contact JST for details.

JWPF CONNECTOR

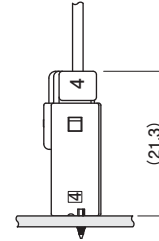
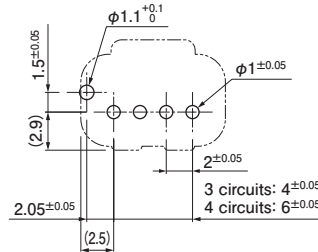
PC board layout and Assembly layout

Single-row

<2 circuits>

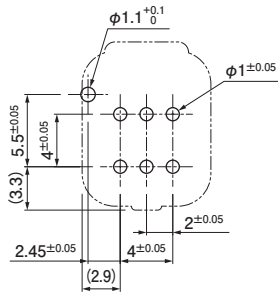


<3, 4 circuits>

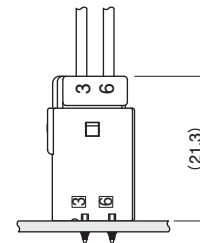
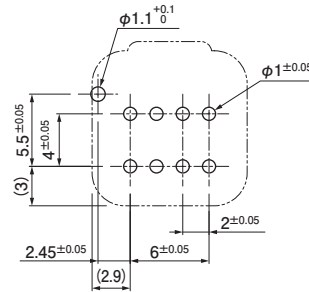


Dual-row

<6 circuits>

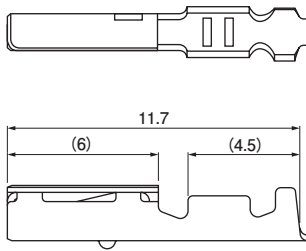


<8 circuits>



- Note: 1. The figure of PC board layout is the figure viewed from the connector mounting side .
 2. Tolerance for the PCB hole pitch shall be ± 0.05 , and shall not accumulate more than ± 0.05 .
 3. Hole dimensions differ according to the type of PC board and piercing method.
 Larger hole diameters are required when using the hard material such as glass fabric PC board.
 The above dimensions are reference values. Please contact JST for details.

Receptacle contact



| Model No. | Applicable wire range | | Q'ty/ reel |
|----------------|---------------------------------------|----------------------|---------------|
| | Conductor size AWG (mm ²) | Insulation O.D. (mm) | |
| SWPR-001T-P025 | #26 to #22 (0.13 to 0.33) | 1.4 to 1.7 | 8,200 |

Material and Surface finish, etc.

Copper alloy, tin-plated

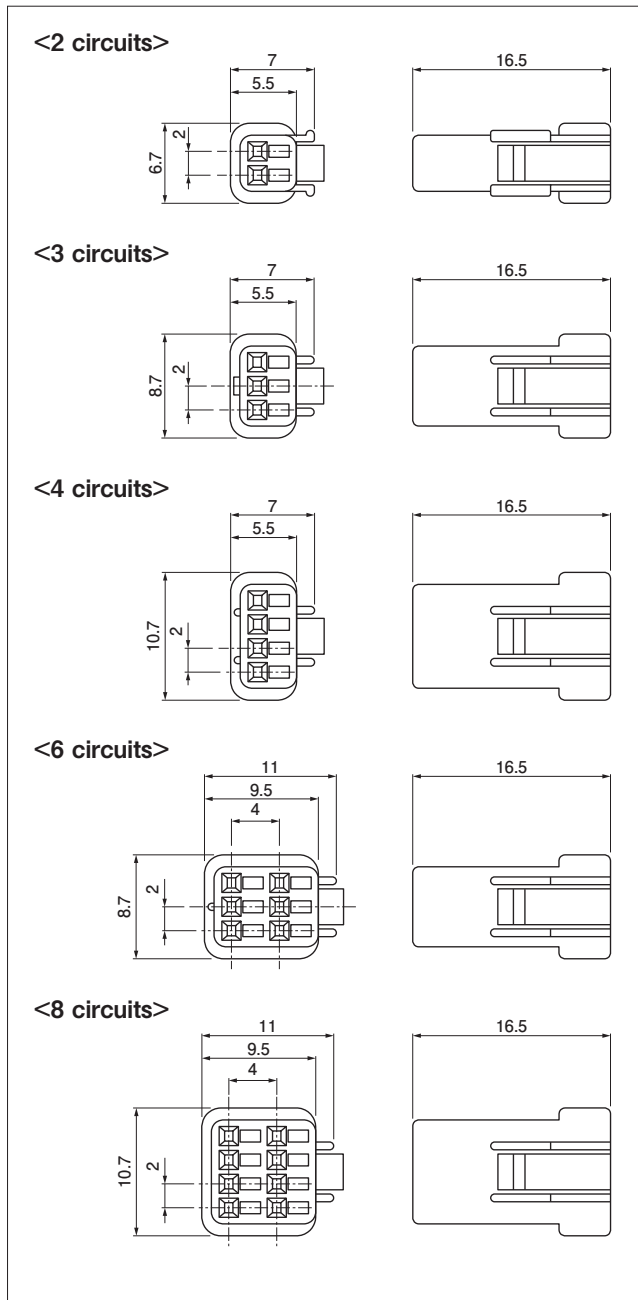
Crimping machine

| Contact | Crimping machine | Applicator | Crimp applicator with dies |
|----------------|---------------------|------------|----------------------------|
| SWPR-001T-P025 | AP-K2N | MKS-L | APLMK SWPR/T001-025 |

Note: Contact JST for fully automatic crimping applicator.

JWPF CONNECTOR

Receptacle housing assembly



| No. of circuits | Model No. | Q'ty/bag |
|-----------------|-----------------|----------|
| 2 | 02R-JWPF-VSLE-S | 1,000 |
| 3 | 03R-JWPF-VSLE-S | 1,000 |
| 4 | 04R-JWPF-VSLE-S | 1,000 |
| 6 | 06R-JWPF-VSLE-D | 1,000 |
| 8 | 08R-JWPF-VSLE-D | 1,000 |

Material and Surface finish, etc.

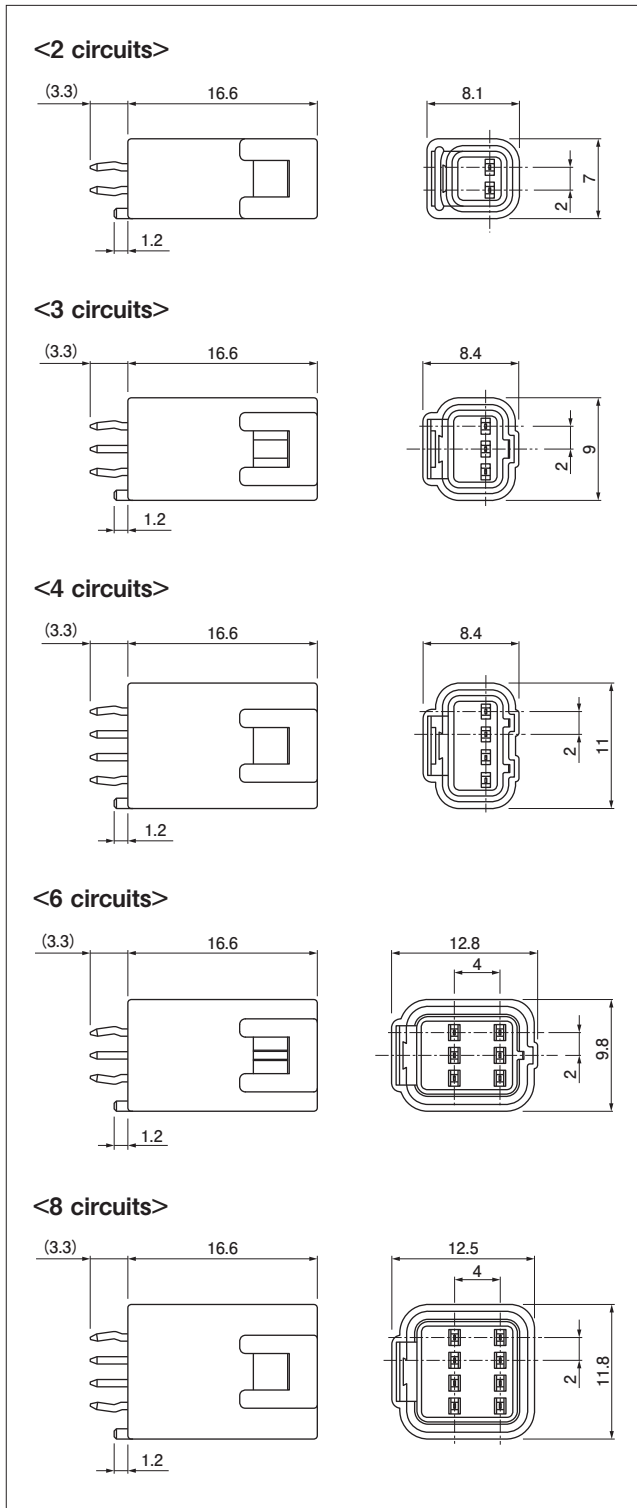
Receptacle housing: PBT (Glass-filled), UL94V-0, natural (white)

Seal rubber plate: Silicone rubber, light blue

Note: Seal rubber plate is preassembled in receptacle housing assembly.

JWPF CONNECTOR

Base housing assembly



| No. of circuits | Model No. | Q'ty/box |
|-----------------|----------------|----------|
| 2 | B02B-JWPF-SK-R | 825 |
| 3 | B03B-JWPF-SK-R | 650 |
| 4 | B04B-JWPF-SK-R | 525 |
| 6 | B06B-JWPF-SK-R | 330 |
| 8 | B08B-JWPF-SK-R | 270 |

Material and Surface finish, etc.

Base contact: Copper alloy, copper-undercoated, tin-plated

Base housing: PBT (Glass-filled), UL94V-0, natural (white)

Seal ring holder: PBT, UL94V-0, yellow

Seal ring: Silicone rubber, blue

Note: 1. This product displays (LF) (SN) on a label.

2. The base housing assembly is an assembled product in which the seal ring holder and seal ring are pre-set in the base housing where the base contacts are press-fitted.

JWPF CONNECTOR

Model number allocation

Receptacle contact

S W P R - 001 T - P 025

Supply form: Strip form

Series name

Type: Receptacle

Applicable wire range: AWG #26 to AWG #22

Surface finish: Tin-plated

Material: Copper alloy

Applicable contact size

Receptacle housing assembly

02 R - JWPF - V S L E - S

No. of circuits

Type: Receptacle housing

Series name

Flammability: UL94V-0

Housing color: Natural (White)

Seal rubber plate color: Light blue

Array: S...Single-row, D...Dual-row

Base housing assembly

B02 B-JWPF-SK-R

Header type: Top entry type

No. of circuits

Assembly product

Series name

Housing color: Natural (White)

Clinched (Kinked) / Not clinched: Clinched

Packaging style: Packed in tray