| REVISIONS | | | | | |
|---|---|---|---|---|---|
| REV | ECO | DESCRIPTION | DATE | BY | APPR |
| A1 | – | RELEASED DRAWING | Oct-25-2018 | Blink | Tommy |
| A2 | – | UPDATE DRAWING | Feb-19-2019 | Blink | Tommy |

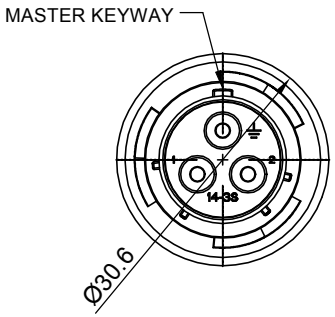


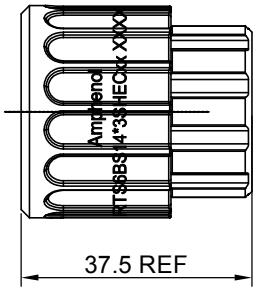


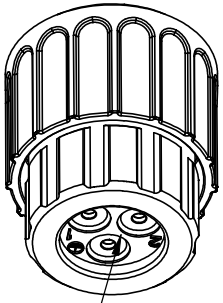

SEALING PLUGS CAN BE PURCHASED SEPARATELY

NOTES : (UNLESS OTHERWISE SPECIFIED)

1. MATERIAL :
   - SHELL : THERMOPLASTIC , UL94 V-0.
   - INSERT : THERMOPLASTIC , UL94 V-0.
   - COUPLING NUT : THERMOPLASTIC , UL94 V-0.
   - O-RING : NBR OR SILICONE RUBBER.
   - WASHER : SILICONE RUBBER.
   - END CAP : THERMOPLASTIC , UL94 V-0.
   - PLASTIC RING : THERMOPLASTIC , UL94 V-0.
   - WIRE SEAL: SILICONE RUBBER.
2. SPECIFICATIONS :
   - 2.1 RATED CURRENT : 45A (MAX).
   - 2.2 RATED VOLTAGE : 600V(AC/DC).
   - 2.3 OPERATING TEMPERATURE : SEE TABLE.
   - 2.4 DIELECTRIC WITHSTANDING VOLTAGE : LESS THAN 2 MILLIAMPS CURRENT LEAKAGE@2500 VOLTS AC.
   - 2.5 INSULATION RESISTANCE : 5000 MEGOHMS MIN.
   - 2.6 IP CLASS : IP67 AND IP69K IN THE MATED CONDITION, WIRE SEALS FULLY POPULATED.
   - 2.7 MATING CYCLES DURABILITY : 500 CYCLES MIN.
   - 2.8 RoHS COMPLIANT.
3. SUITABLE CONTACTS : 8# CONTACT.

| CONTACT SIZE | CONTACT PN | WIRE RANGE | Insulation Overall Diameter(min-max) |
|---|---|---|---|
| 8# | MS10A23x | 12-10AWG | ϕ2.8mm - ϕ4.1mm |

A2

IN THE CONTACT PN,"x" DENOTE DIFFERENT PLATING.

4. ALL DIMENSIONS ARE FOR REFERENCE USE ONLY.

| KEY | PART NUMBER | |
|---|---|---|
| | -40°C ~ 105°C | -40°C ~ 125°C |
| N | RTS6BS14N3SHEC | RTS6BS14N3SHEC03 |

A2

| QUANTITY | PART NUMBER | DESCRIPTION | ITEM |
|---|---|---|---|

MATERIALS LIST

UNLESS OTHERWISE SPECIFIED
1) All dimensions are in metric(mm).
2) Tolerances are as follows:
1 PL DEC ±0.30
2 PL DEC ±0.15
3 PL DEC ±0.08
Fractions ±1/64
Angles ±1°
3) Note reference = X

MATERIAL SPECIFICATIONS:

PROCESS SPECIFICATIONS:

NEXT ASS'Y:

| SIGNATURES | | DATE |
|---|---|---|
| DRAWN: | Blink | Feb-19-2019 |
| CHECKED: | Tod | Feb-19-2019 |
| ENGINEER: | | |
| APPROVAL: | Tommy | Feb-19-2019 |
| CUSTOMER: | | |

THIS DRAWING IS SUPPLIED FOR INFORMATION ONLY. DESIGN FEATURES, SPECIFICATIONS AND PERFORMANCE DATA SHOWN HEREON ARE THE PROPERTY OF THE AMPHENOL CORPORATION. NO RIGHTS OF REPRODUCTION ARE IMPLIED. ALL DIMENSIONS ARE SUBJECT TO NORMAL MANUFACTURING VARIATIONS.

Amphenol

Sine Systems - www.amphenol-sine.com
44724 Morley Drive
Clinton Township, MI 48036

ECO-MATE, PLUG, END CAP
SIZE 14, 3 POS, SOCKET

SIZE B | TYPE C– | DWG NO: RTS6BS14*3SHECxx | REVISION A2

SCALE: NONE | SHEET 1 OF 1

TITLE: ECO-MATE, PLUG,END CAP, SIZE 14, 3 POS, SOCKET
DWG NO: RTS6BS14*3SHECxx
REV: A2
SH: 1
OF: 1

# **ecomate® RM/RSSM/Aquarius™** - Contact Size 3.6mm (1403 Insert Arrangement) Options

| Crimp Contacts, 1403 Insert Arrangement, Machined | | | | | |
|---|---|---|---|---|---|
| Part Number | | AWG | Wire Range (mm²) | For Use w Endcap | Plating |
| Male | Female | | | | |
| MP10A23T-10 | MS10A23T-10 | 8 | 10.0 | No | Tin |
| MP10A23S-10 | MS10A23S-10 | 8 | 10.0 | No | Silver |
| MP10A23F-10 | MS10A23F-10 | 8 | 10.0 | No | Gold Flash |
| MP10A23G5-10 | MS10A23G5-10 | 8 | 10.0 | No | Gold 5µ" |
| MP10A23G10-10 | MS10A23G10-10 | 8 | 10.0 | No | Gold 10µ" |
| MP10A23G15-10 | MS10A23G15-10 | 8 | 10.0 | No | Gold 15µ" |
| MP10A23G30-10 | MS10A23G30-10 | 8 | 10.0 | No | Gold 30µ" |
| MP10A23S-63 | MS10A23S-63 | 12-10 | 4.0 - 6.0 | No | Silver |
| MP10A23F-63 | MS10A23F-63 | 12-10 | 4.0 - 6.0 | No | Gold Flash |
| MP10A23TL | MS10A23T | 12-10 | 3.0 - 6.0 | Yes | Tin |
| MP10A23SL | MS10A23S | 12-10 | 3.0 - 6.0 | Yes | Silver |
| MP10A23FL | MS10A23F | 12-10 | 3.0 - 6.0 | Yes | Gold Flash |
| MP10A23G5L | MS10A23G5 | 12-10 | 3.0 - 6.0 | Yes | Gold 5µ" |
| MP10A23G10L | MS10A23G10 | 12-10 | 3.0 - 6.0 | Yes | Gold 10µ" |
| MP10A23G15L | MS10A23G15 | 12-10 | 3.0 - 6.0 | Yes | Gold 15µ" |
| MP10A23G30L | MS10A23G30 | 12-10 | 3.0 - 6.0 | Yes | Gold 30µ" |
| MP10A23S-25 | MS10A23S-25 | 16-14 | 1.5 - 2.5 | No | Silver |
| MP10A23F-25 | MS10A23F-25 | 16-14 | 1.5 - 2.5 | No | Gold Flash |

| Tooling, Machined | |
|---|---|
| **Part Number** | **Description** |
| QXRT08 | Contact Extraction Tool, # 8 (Ø 3.6mm) Contact |
| M300BT | Hand Crimper |
| WA27-300BT-EP | Pneumatic Crimper |
| TP968 | Locator M3200BT and WA27-300BT-EP |

| Plating Options | |
|---|---|
| **Symbol** | **Plating** |
| T | Tin Plating Over Nickel |
| S | Silver Plating Over Nickel |
| F | Gold Plated |
| G5 | Gold Plated (Thickeness 5µ") |
| G10 | Gold Plated (Thickeness 10µ") |
| G15 | Gold Plated (Thickeness 15µ") |
| G30 | Gold Plated (Thickeness 30µ") |